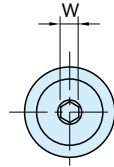
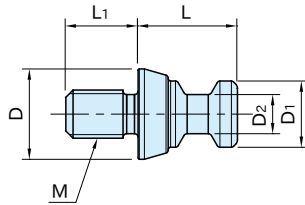


# CP156

# CLAMPING SCREWS

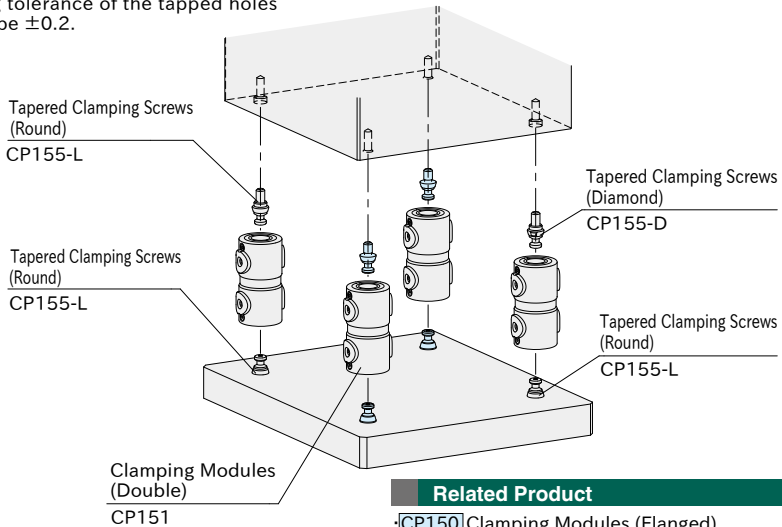


Body
SCM435 steel Quenched and tempered Black oxide finished

Part Number	M	L <sub>1</sub>	D	L	D <sub>1</sub>	D <sub>2</sub>	W	Weight (g)	CLAMPING MODULES
<b>CP156-06001</b>	M 6×1	8	11	10	8	4.8	2.5	5	CP150-06025, CP151-06050 CP152-06032
<b>CP156-08061</b>	M 6×1	9	15	16.5	11	6.5	3	13	CP150-08040, CP151-08080 CP152-08050
<b>CP156-08001</b>	M 8×1.25	12						16	
<b>CP156-12081</b>	M 8×1.25	12	24	25	16	9.5	5	46	CP150-12063, CP151-12125 CP152-12080
<b>CP156-12101</b>	M10×1.5	15						51	
<b>CP156-12001</b>	M12×1.75	18						57	
<b>CP156-16101</b>	M10×1.5	15	31	33	21	13	6	102	CP150-16080, CP151-16160 CP152-16100
<b>CP156-16121</b>	M12×1.75	18						108	
<b>CP156-16001</b>	M16×2	22						125	

## How To Use

- Can be used for mounting [CP151](#) Clamping Module (Double) on the fixture plate.
- Can be installed on the workpiece.
- No locating function.
- Spacing tolerance of the tapped holes should be  $\pm 0.2$ .



## Related Product

- [CP150](#) Clamping Modules (Flanged)
- [CP151](#) Clamping Modules (Double)
- [CP152](#) Clamping Modules (Single)
- [CP155-L](#) Tapered Clamping Screws
- [CP155-D](#) Tapered Clamping Screws

## Note

Contact us for customization.